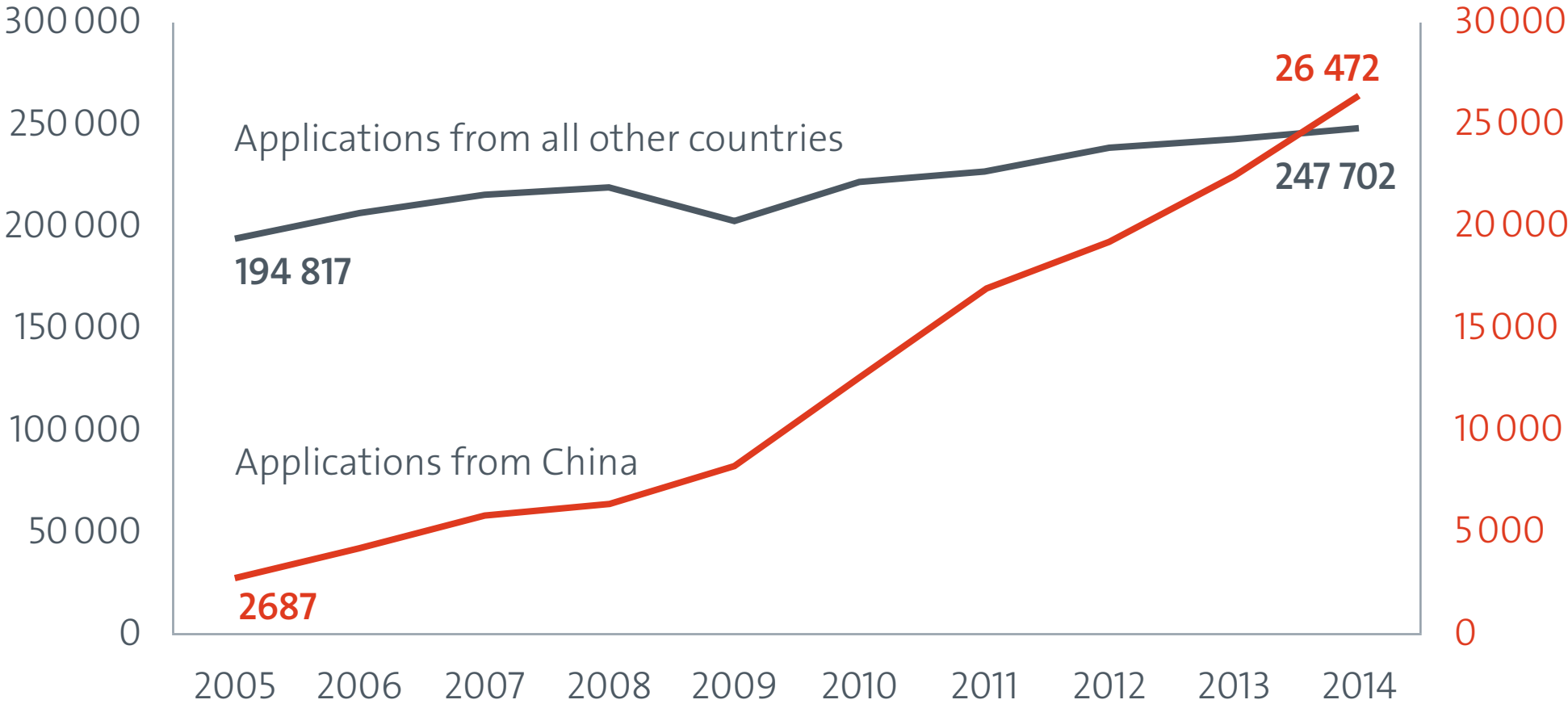


Growth of Chinese patent applications at the EPO



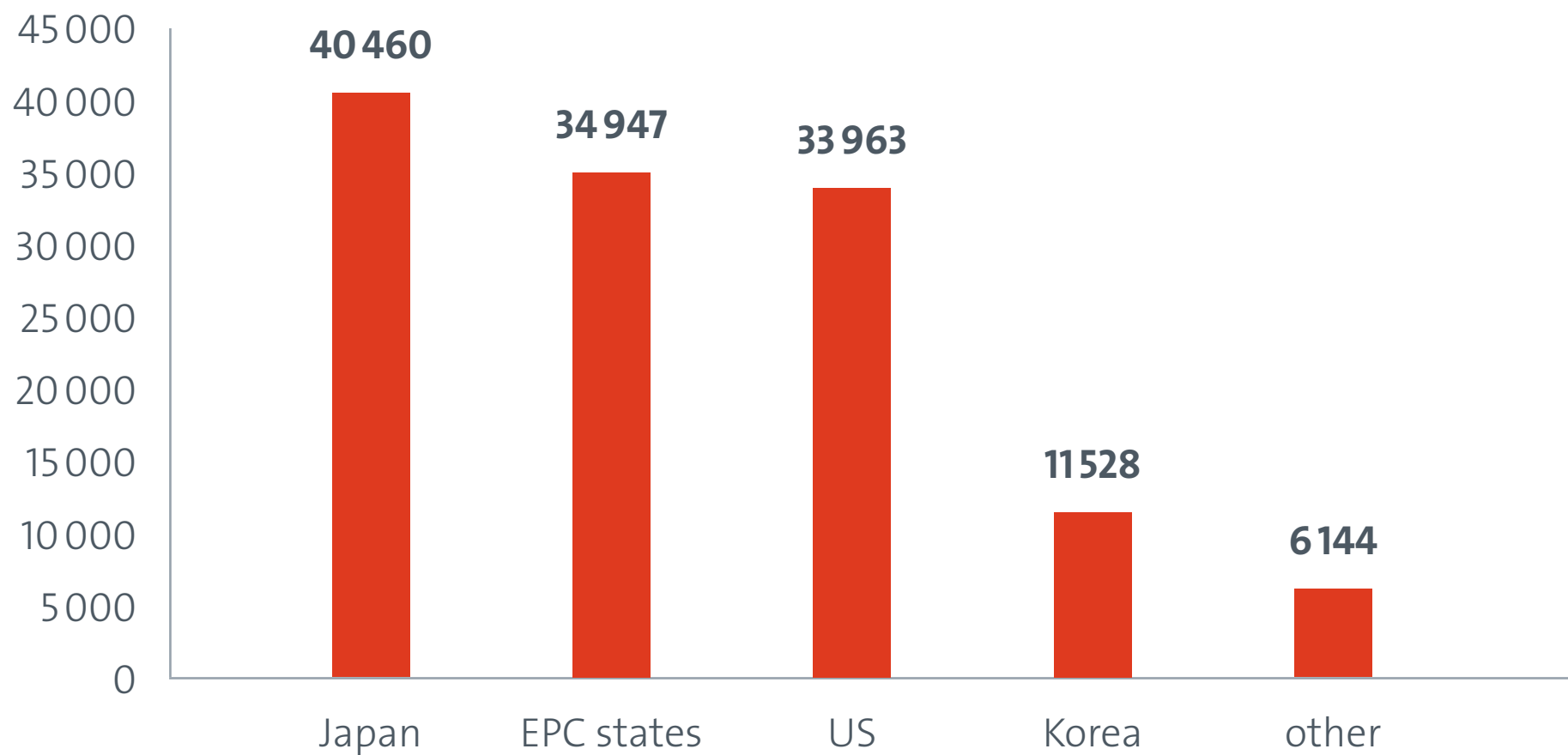
Distribution and development of Chinese patent applications at the EPO in 2014 by field of technology

Field of technology	% of CN applications	% of all other countries	AVG growth (2005-2014) CN applications	AVG growth (2005-2014) all other countries
Digital communication	32.1%	5.8%	65.4%	8.2%
Computer technology	10.5%	6.4%	42.6%	0.7%
Telecommunications	7.9%	2.2%	31.3%	-5.6%
Electrical machinery, apparatus, energy	5.9%	7.3%	26.0%	5.6%
Organic fine chemistry	4.2%	4.0%	30.9%	1.9%
Audio-visual technology	3.6%	2.7%	28.4%	-4.0%
Optics	2.8%	2.3%	34.3%	-0.4%
Medical technology	2.6%	7.5%	23.5%	4.4%
Measurement	2.5%	4.8%	25.3%	3.1%
Transport	2.2%	5.1%	50.6%	2.6%

Top EPO applicants from People's Republic of China – 2014 (by number of patent applications)

1	HUAWEI TECHNOLOGIES CO. LTD	1 600	13	PEKING UNIVERSITY	25
2	ZTE CORPORATION	476	14	GRG BANKING EQUIPMENT CO. LTD	22
3	TENCENT TECHNOLOGY (SHENZHEN) COMPANY LTD	97	14	SHENZHEN FIRST UNION TECHNOLOGY CO. LTD	22
4	BYD COMPANY LTD	88	14	TSINGHUA UNIVERSITY	22
5	BOE TECHNOLOGY GROUP CO. LTD	68	17	BEIJING BOE OPTOELECTRONICS TECHNOLOGY CO. LTD	17
6	CHINA ACADEMY OF TELECOMMUNICATIONS TECHNOLOGY	66	17	KUANG-CHI INNOVATIVE TECHNOLOGY LTD	17
7	BAIDU ONLINE NETWORK TECHNOLOGY (BEIJING) CO. LTD	46	19	NANO AND ADVANCED MATERIALS INSTITUTE LTD	16
8	CHINESE ACADEMY OF SCIENCES	45	20	BAOSHAN IRON & STEEL CO. LTD	15
9	XIAOMI INC	43	20	SPREADTRUM COMMUNICATIONS (SHANGHAI) CO. LTD	15
10	NUCTECH COMPANY LTD	38	20	WONDERLAND NURSERYGOODS COMPANY LTD	15
11	HUIZHOU TCL MOBILE COMMUNICATION CO. LTD	31			
12	OCEAN'S KING LIGHTING SCIENCE&TECHNOLOGY CO. LTD	30			

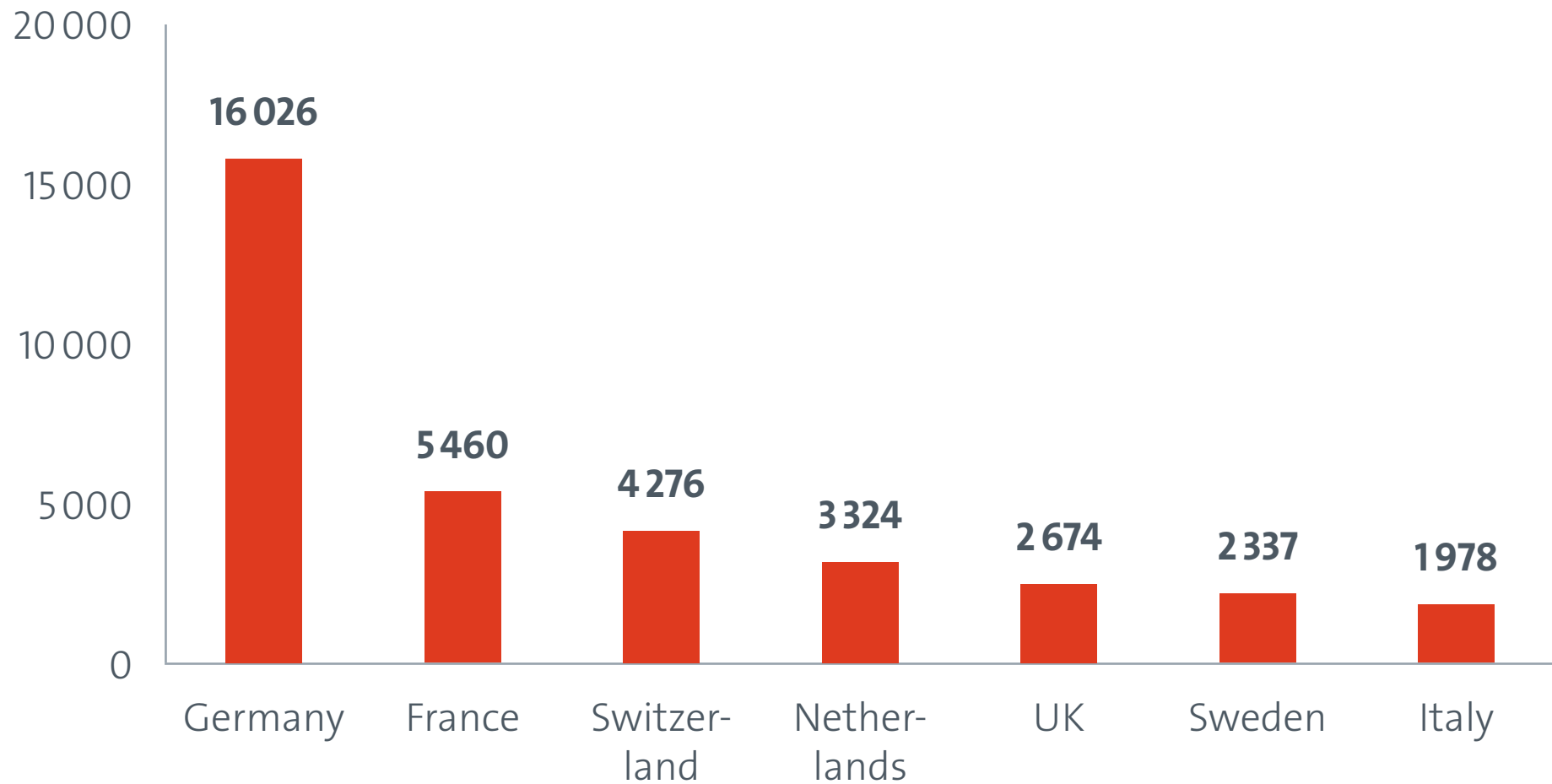
Top foreign patent applicants at the Chinese IP office (SIPO) in 2014



Note: figures include invention patents only
“EPC states” are the 38 member states of the European Patent Organisation

(Source: Key IP5 Statistical Data 2014)

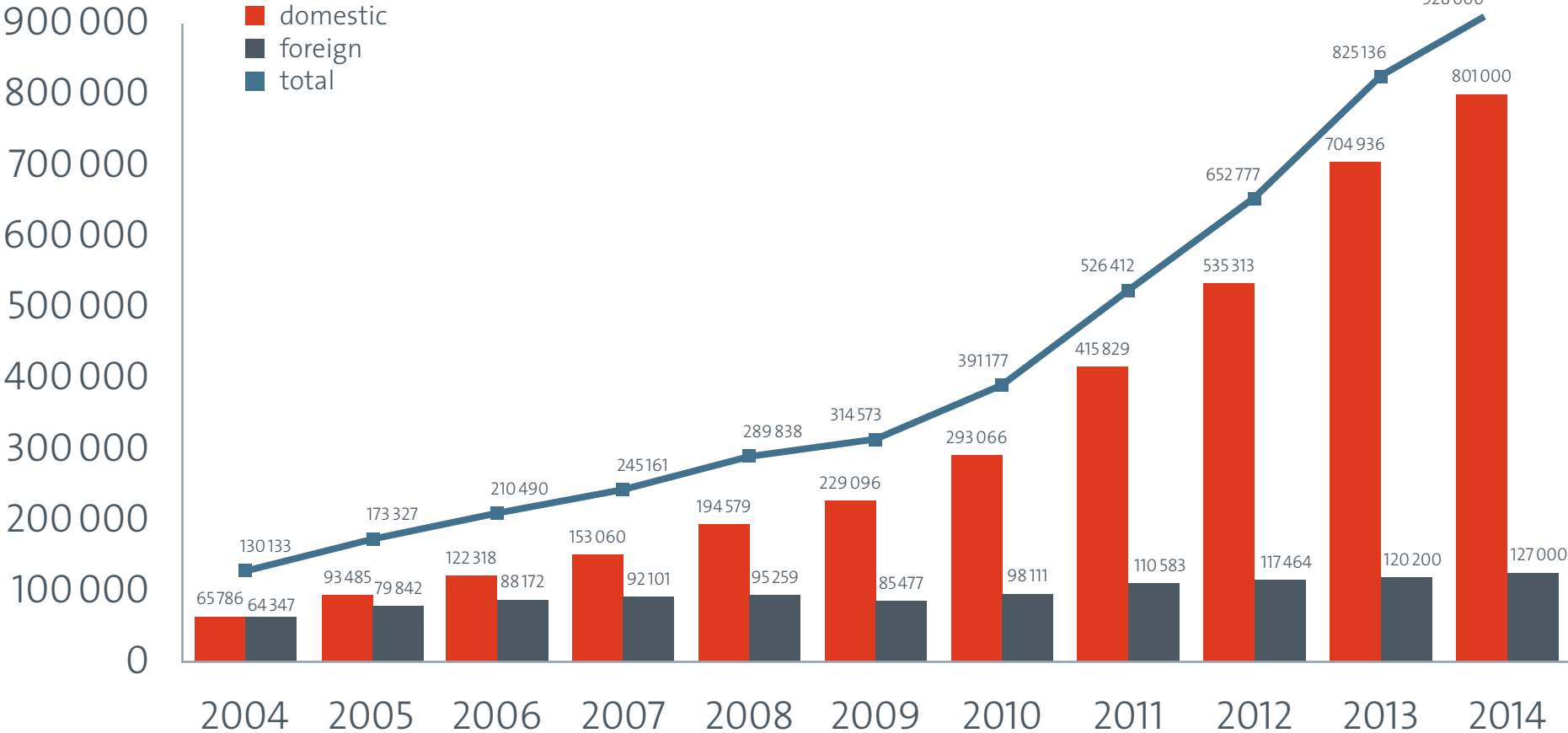
Top European patent applicants at the Chinese IP office (SIPO) in 2014



Note: figures include invention patents, utility models and design patents

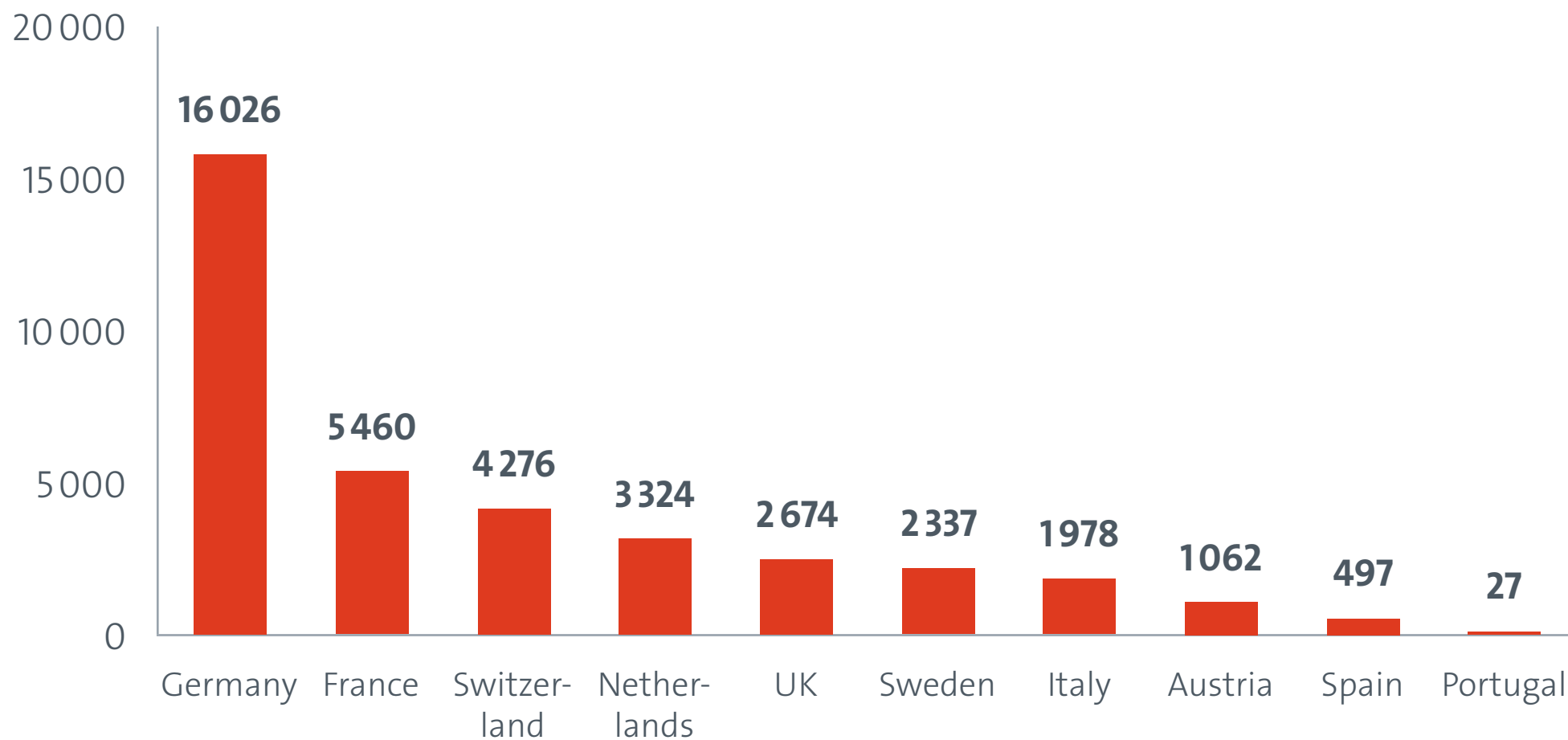
(Source: SIPO Annual Report 2014)

Development of patent applications at SIPO (domestic and foreign)



(source: SIPO annual reports)

Patent applications from Europe at the Chinese IP office (SIPO) in 2014



Note: figures include invention patents, utility models and design patents

(Source: SIPO Annual Report 2014)